



# COLOR CARD

Terry double face

Model: FRO


Composition: 80%CO,20%PES

Width: 160 cm

Weight: 300 g/m2



FRO-0002



FRO-0021



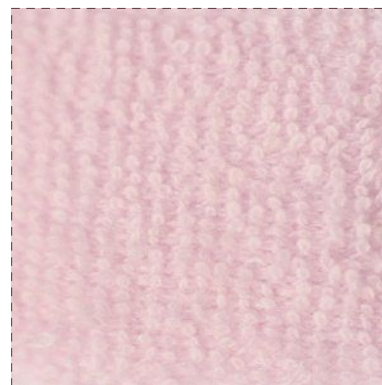
FRO-0100



FRO-0126



FRO-0598




FRO-0467



# COLOR CARD

Terry double face



FRO-0615